

GENERAL NOTES

All slopes are maximum allowable. The least possible slope that will still drain properly should be used.
 Traffic signal or illumination poles, ground boxes, controller boxes, signs, drainage facilities and other items shall be placed so not to obstruct the accessible route.
 Usual sidewalk cross slope equals 1.5%. The maximum allowable sidewalk cross slope equals 2%.

Street grades and cross slopes shall be as shown elsewhere in the plans.
 Existing features that comply with T&S may remain in place unless otherwise shown on the plans.

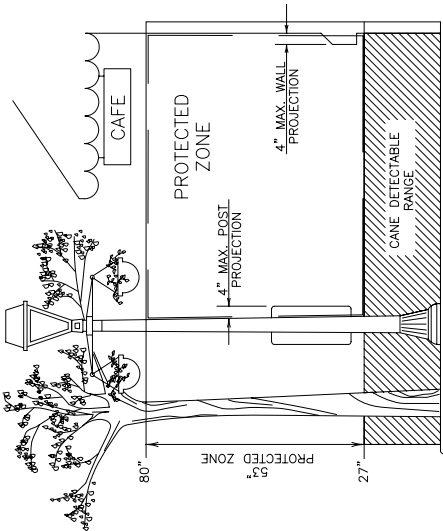
Changes in level greater than 1/4 inch are not permitted.

Any part of the accessible route with a slope greater than 1:20 (5%) shall be considered a ramp. If a ramp has a rise greater than 6 inches or a run greater than 60 inches, then it shall have handrails on both sides, with the following exceptions:

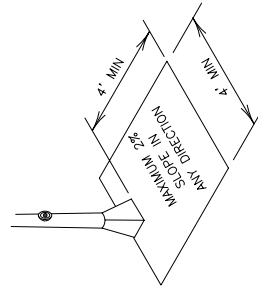
- At ramp sidewalks shown at far left.
- Handrails are not required on curb ramps. Curb ramps shall be provided wherever an accessible route crosses (penetrates) a curb.
- The least possible grade should be used to maximize accessibility. Where structurally impractical to achieve T&S compliance, the running slope of the parallel roadway without invoking Texas Accessibility Standards (TAS) variances for landings or handrails. Where a continuous grade greater than 5% is required, the running slope shall be 1:20 (5%) and the sidewalk shall be protected from potentially hazardous conditions.

Parabolic crowns may require adjustment in crosswalk areas to limit the crosswalk grade to 5%.

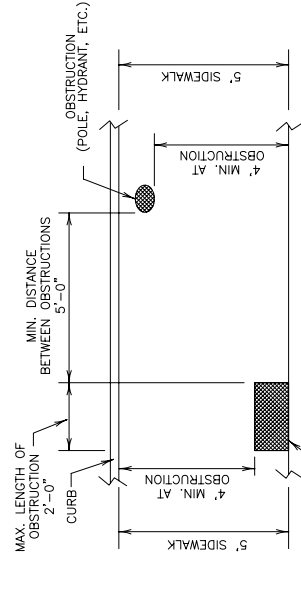
Driveways and turnouts shall be constructed and paid for in accordance with Item, "Driveways and Turnouts". Sidewalks shall be constructed and paid for in accordance with Item, "Sidewalks".



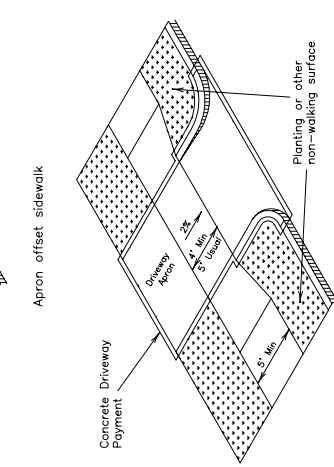
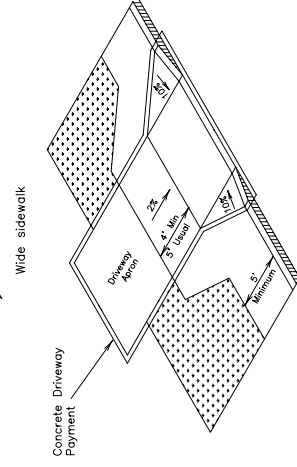
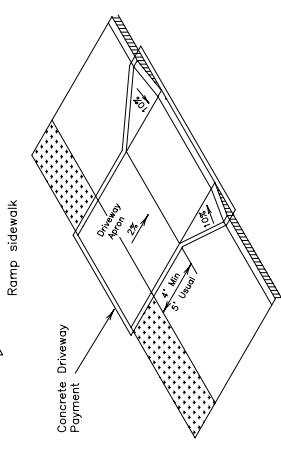
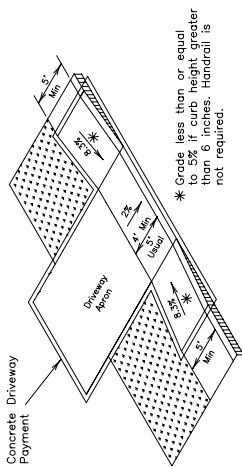
PROTECTED ZONE
 In pedestrian circulation area, maximum 4" projection, for post or wall mounted objects between 27" and 80" above the surface.



CLEAR GROUND SPACE AT PEDESTRIAN PUSH BUTTON



PLAN VIEW
PLACEMENT OF STREET FIXTURES
 (ITEMS NOT INTENDED FOR PUBLIC USE. MINIMUM 4" x 4" CLEAR GROUND SPACE REQUIRED AT PUBLIC USE FIXTURES.)



SIDEWALK TREATMENT AT DRIVEWAYS

02A_HDRAMP.DWG



CITY OF LUFKIN
 ENGINEERING DEPARTMENT
 P.O. BOX 190
 LUFKIN, TEXAS 75902-0190
 PHONE: (936) 633-0414

STREET STANDARDS

HANDICAP RAMP DETAILS

02A

02-04-04